
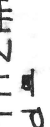
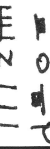


Understanding Music Assessment

It is really exciting to watch the students develop their musical skills. The students are tested individually in October and April to chart their musical growth and understanding. The assessment sheet reflects the individual assessment.



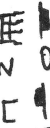
Similar to a spoken language, the learning of the language of music is sequential. The elements of music are introduced through Freddie the Frog music stories, singing, playing instruments, activities, and games. Each year, music concepts are re-introduced, reviewed and taught at a higher level. We have developed a guideline of expectations for each grade level.

Music Concepts	Kdg grade	1 st grade	2 nd grade	3 rd grade
Note Names Identify Treble and Bass Clef note names by using:	Story characters from Freddie the Frog books.	First letter of story character names from Freddie the Frog books.	First letter of story character names or by music alphabet order.	Mnemonics, or by first letter of story character names, or by music alphabet.
Rhythm Identify and perform given rhythms:	Chanting using "ta," "ti-ti," or "shh." 	Chanting and tapping 	Chanting and tapping 	Counting and tapping with numbers
Steady Beat Identify and walk/tap/play given beat:	Distinguish between beat and rhythm of a 2/4, or 4/4 music.	Distinguish between beat and rhythm of a 2/4, or 4/4 music.	Distinguish between beat and rhythm of a 2/4, 4/4, or 6/8 music.	Distinguish between beat and rhythm of a 2/4, 4/4, 3/4, or 6/8 music.
Expression Identify and demonstrate dynamic and tempo terms:	Dynamics: <i>p</i> and <i>f</i> Tempos: <i>andante</i> , <i>allegro</i> , <i>largo</i> , <i>presto</i> , <i>fine</i>	Dynamics: <i>p</i> , <i>mp</i> , <i>mf</i> , <i>f</i> Tempos: <i>andante</i> , <i>allegro</i> , <i>largo</i> , <i>presto</i> , <i>fine</i>	Dynamics: <i>p</i> , <i>mp</i> , <i>mf</i> , <i>f</i> Tempos: <i>andante</i> , <i>allegro</i> , <i>fine</i> , <i>largo</i> , <i>presto</i> , <i>accel.</i> , <i>rit.</i>	Dynamics: <i>pp</i> , <i>p</i> , <i>mf</i> , <i>f</i> , <i>fff</i> Tempos: <i>andante</i> , <i>allegro</i> , <i>fine</i> , <i>largo</i> , <i>presto</i> , <i>accel.</i> , <i>rit.</i>
Melody Identify: Sing pitches:	Intervals: So-mi Echo singing	Intervals: So-la-so-mi Echo singing	Intervals: S-I-s-m-do Echo singing	Intervals: S-I-s-m-do Echo singing

Understanding Music Assessment

It is really exciting to watch the students develop their musical skills. The students are tested individually in October and April to chart their musical growth and understanding. The assessment sheet reflects the individual assessment.

Similar to a spoken language, the learning of the language of music is sequential. The elements of music are introduced through Freddie the Frog music stories, singing, playing instruments, activities, and games. Each year, music concepts are re-introduced, reviewed and taught at a higher level. We have developed a guideline of expectations for each grade level.

Music Concepts	Kdg grade	1 st grade	2 nd grade	3 rd grade
Note Names Identify Treble and Bass Clef note names by using:	Story characters from Freddie the Frog books.	First letter of story character names from Freddie the Frog books.	First letter of story character names or by music alphabet order.	Mnemonics, or by first letter of story character names, or by music alphabet.
Rhythm Identify and perform given rhythms:	Chanting using "ta," "ti-ti," or "shh." 	Chanting and tapping 	Chanting and tapping 	Counting and tapping with numbers
Steady Beat Identify and walk/tap/play given beat:	Distinguish between beat and rhythm of a 2/4, or 4/4 music.	Distinguish between beat and rhythm of a 2/4, or 4/4 music.	Distinguish between beat and rhythm of a 2/4, 4/4, or 6/8 music.	Distinguish between beat and rhythm of a 2/4, 4/4, 3/4, or 6/8 music.
Expression Identify and demonstrate dynamic and tempo terms:	Dynamics: <i>p</i> and <i>f</i> Tempos: <i>andante</i> , <i>allegro</i> , <i>largo</i> , <i>presto</i> , <i>fine</i>	Dynamics: <i>p</i> , <i>mp</i> , <i>mf</i> , <i>f</i> Tempos: <i>andante</i> , <i>allegro</i> , <i>largo</i> , <i>presto</i> , <i>fine</i>	Dynamics: <i>p</i> , <i>mp</i> , <i>mf</i> , <i>f</i> Tempos: <i>andante</i> , <i>allegro</i> , <i>fine</i> , <i>largo</i> , <i>presto</i> , <i>accel.</i> , <i>rit.</i>	Dynamics: <i>pp</i> , <i>p</i> , <i>mf</i> , <i>f</i> , <i>fff</i> Tempos: <i>andante</i> , <i>allegro</i> , <i>fine</i> , <i>largo</i> , <i>presto</i> , <i>accel.</i> , <i>rit.</i>
Melody Identify: Sing pitches:	Intervals: So-mi Echo singing	Intervals: So-la-so-mi Echo singing	Intervals: S-I-s-m-do Echo singing	Intervals: S-I-s-m-do Echo singing